

Lotus Plus

Design Centro Stile Point

Tavolo allungabile con struttura in metallo verniciato epossidico. Meccanismo di apertura modulare montato su guide in alluminio con la possibilità di inserire fino a 3 allunghe, nella versione da 140. Piano in laminato o melamminico sp. 18 mm o vetro temperato "Glue Point" sp. 6 mm. Le allunghe sono in laminato o melamminico sp. 18 mm alloggiato sotto il piano.

1 COD. 08LOT120 L.120XP.80XH.75

posti 4-6
seats

2 COD. 08LOT140 L.140XP.80XH.75

posti 4-8
seats

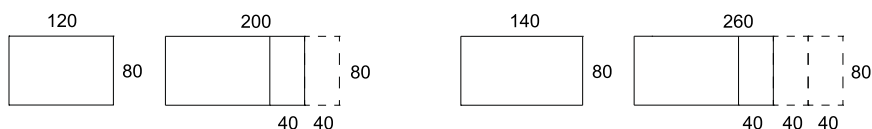
Pointhouse

Extension table with epoxy painted metal structure. Modular opening system mounted on aluminium guides, with the possibility of inserting up to 3 extensions, in the version from 140. Glass top "Glue Point" 6 mm thick, laminated or melamine 18 mm thick. Laminated or melamine extensions 18 mm thick, sitting under the top.



Numero colli
pieces


5



UNA ALLUNGA DI SERIE


Struttura/gambe: metallo verniciato

Structure/legs: painted steel



Piano: laminato / vetro temperato / melamminico

Top: laminated / tempered glass / melamine



Allunga fissa: laminato / melamminico

Fixed extension: laminated / melamine

